



3.75 in.
95 mm

2.5 in.
64 mm

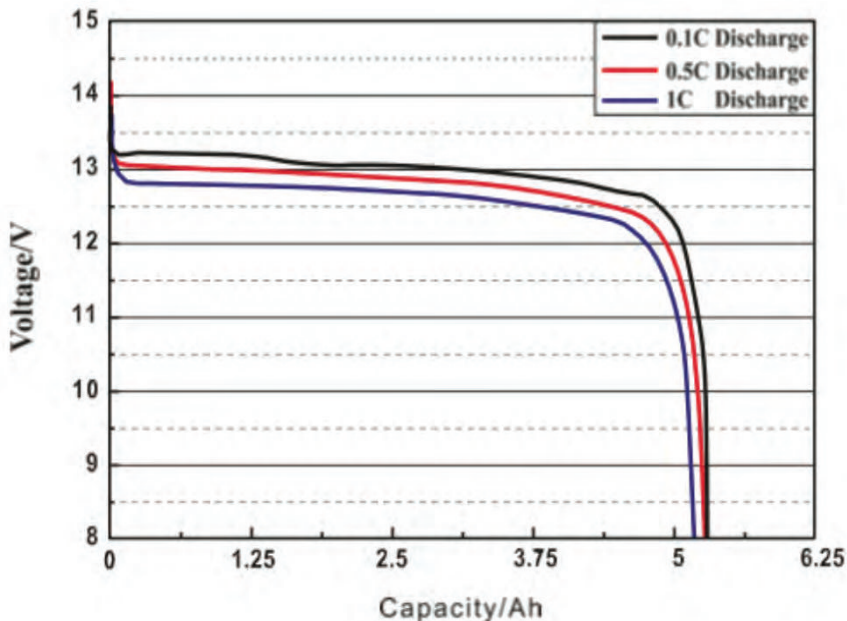
5.9 in.
150 mm

CYCLE LIFE

CAPACITY AT DIFFERENT CYCLES AT 100% DOD

100 cycles	99.7
500 cycles	96.3
1000 cycles	90.8
1500 cycles	85.4
2000 cycles	80.1

12V 5AH LITHIUM ION BATTERY



Amp Hours: 5AH

Voltage: 12.8V Nominal

Peak Amps: 10 amps for 10 Seconds

Life Expectancy: 3000-5000 Cycles

Weight (Battery Only): 1.8lbs. / 0.82kg

Efficiency: 99%

Minutes at 5A: 60

Max Continuous Charge: 5A

Max Continuous Discharge: 5A

Operating Temperature: -4 + 158 F / -20 + 70 C

Auto Low Voltage Cutoff: 8V-10V

Auto Over Voltage Cutoff: 15.8V

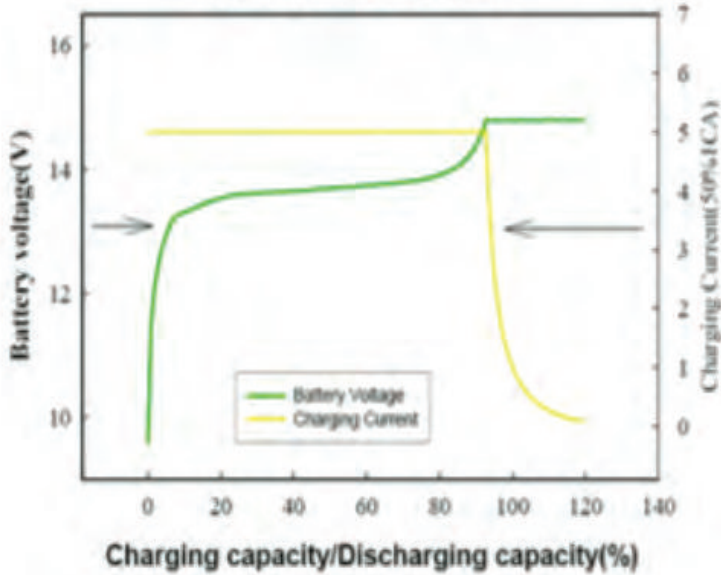
Charge Voltage: CC/CV 14.6V / Float 13.8V

Max Series Connection: 4

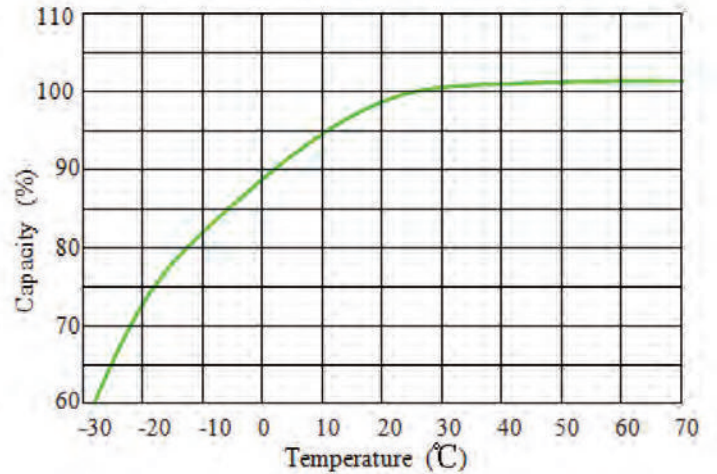
Max Parallel Connection: 4

Cell Type: Cylindrical LiFePO4

constant voltage charging characteristic
(0.5CA, 25Celsius scale)



Temperature effects on capacity at 0.2C



Cycle life with DOD at 25°C, 0.2C

