

Battery Range Summary

The PowerSafe® SBS battery range utilizes unique and proven technology to provide a superior range of valve regulated batteries with an extended service life in compact and energy dense configurations. PowerSafe SBS batteries are manufactured to the highest international standards and are ideal for reliable use in all wireless and fixed-line communication applications. PowerSafe SBS batteries are also widely used in cable TV Head-Ends, hybrid systems, power generation, offshore applications and various oil rig applications.

PowerSafe SBS top terminal batteries are available in capacities of 7Ah to 361Ah and in 2V, 6V and 12V blocs. SBS batteries are suitable for a wide range of telecom and reserve power applications especially where space is limited.

PowerSafe SBS batteries are designed to cope with elevated temperatures and harsh environments. The advanced Thin Plate Pure Lead (TPPL) technology and unique manufacturing methods, used by EnerSys®, make PowerSafe SBS batteries the choice for long and trouble-free service.

PowerSafe SBS batteries have been developed to provide not only long float service life but also designed to provide controlled high cycling and fast recharge performance in unreliable grid applications.

Features and Benefits

- Capacity range 7 - 361Ah
- Proven long service
- High energy density
- Up to two year shelf life
- Very low ventilation requirement
- 2V, 6V and 12V configurations
- Wide operating temperature range:
-40°F (-40°C) to 122°F (50°C)
- The maximum operating temperature of the PowerSafe SBS J series battery can be extended to 176°F (80°C) via an optional metal jacket



Construction

- Utilizes TPPL technology. Thin positive grids are produced from high purity lead from a unique manufacturing process to maximize corrosion resistance and service life while increasing energy density
- Separators are Absorbent Glass Mat (AGM) made from high purity, superior quality fibers. The electrolyte is absorbed within the AGM, preventing acid spills in case of accidental damage
- Electrolyte is produced from extremely high purity acid to reduce self discharge rate and float currents
- Container and cover in flame retardant UL94-V0 material, highly resistant to shock and vibration
- Battery terminal uses a copper alloy insert
- Self-regulating one way pressure relief valves prevent ingress of atmospheric oxygen

Installation and Operation

- Space efficient footprint
- Valve Regulated Lead Acid (VRLA) design, reduces maintenance requirements
- Greater than 10 year life expectancy in float service at 77°F (25°C) (15 years at 20°C)
- TPPL technology provides increased active material surface area which yields increased energy density
- Operating temperature: -40°F (-40°C) to 122°F (50°C) (except J series metal jacket)

Standards

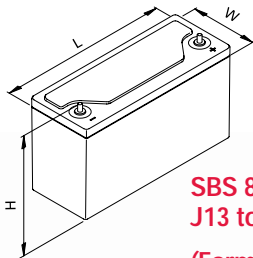
- Approved as non-hazardous cargo for ground, sea and air transportation in accordance with US DOT Regulation 49 and ICAO & IATA Packing Instruction 806. Please see our SDS for complete details at www.enersys.com
- Complies with Telcordia® SR-4228, Network Equipment Building System (NEBS™) Criteria Levels
- The management systems governing the manufacture of this product are ISO 9001:2008 and ISO 14001:2004 certified

General Specifications

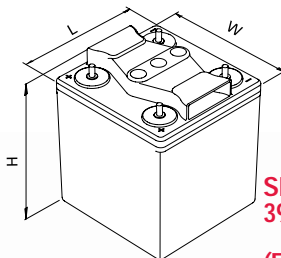
	PowerSafe® SBS Battery	Number of Cells	Nominal Capacity (Ah)		Nominal Dimensions						Electrolyte (1.300 S.G.)				Pure Acid (H ₂ SO ₄) Acid				Lead Weight							
			Nominal Voltage (V)	8hr. Rate 1.75Vpc @ 77°F	10hr. Rate 1.80Vpc @ 20°C	Length in mm	Width in mm	Height in mm	Typical Weight lbs kg	Short Circuit Current (Amps)	Internal Resistance Milli-Ohms**	Terminals	Volume (per bloc) gal L	Weight (per bloc) lbs kg	Volume (per bloc) gal L	Weight (per bloc) lbs kg	Lead Weight (per bloc) lbs kg									
Form Factor 1	SBS 8*	6	12	7	7	5.43	138	3.39	86.0	3.90	99.0	5.95	2.70	455	27.1	M4 F	0.10	0.38	1.08	0.49	0.03	0.11	0.43	0.19	4.26	1.93
	SBS 15	6	12	14	14	7.87	200	3.03	77.0	5.51	140	11.5	5.20	891	13.5	M6 M	0.20	0.75	2.14	0.97	0.06	0.21	0.85	0.38	7.83	3.55
	SBS 30	6	12	26	26	9.84	250	3.82	97.0	6.14	156	20.9	9.50	1556	7.90	M6 M	0.40	1.51	4.33	1.96	0.11	0.43	1.72	0.78	15.5	7.04
	SBS HB30	6	12	26	26	9.84	250	3.82	97.0	6.14	156	21.2	9.60	1556	7.90	harness	0.40	1.51	4.33	1.96	0.11	0.43	1.72	0.78	15.5	7.04
	SBS 40	6	12	38	38	9.84	250	3.82	97.0	8.11	206	29.1	13.2	2184	5.60	M6 M	0.59	2.23	6.39	2.90	0.17	0.63	2.53	1.15	21.2	9.61
Form Factor 2	SBS 60	6	12	51	51	8.66	220	4.76	121	10.3	261	40.8	18.5	2618	4.40	M6 M	0.85	3.22	9.21	4.17	0.24	0.91	3.65	1.66	29.1	13.2
	SBS 110	3	6	116	115	7.87	200	8.19	208	9.41	239	46.7	21.2	3804	1.70	M8 M	0.95	3.60	10.3	4.67	0.27	1.01	4.08	1.85	31.6	14.3
	SBS 130	3	6	133	132	7.87	200	8.19	208	9.41	239	50.0	22.7	4111	1.40	M8 M	0.98	3.70	10.6	4.80	0.28	1.04	4.20	1.90	34.2	15.5
	SBS 300	1	2	307	310	7.87	200	8.19	208	9.41	239	47.8	21.7	8700	0.23	M8 M	0.95	3.60	10.3	4.67	0.27	1.01	4.08	1.85	31.9	14.5
	SBS 390	1	2	361	360	7.87	200	8.19	208	9.41	239	51.1	23.2	11101	0.18	M8 M	0.90	3.39	9.70	4.40	0.25	0.95	3.85	1.75	34.7	15.7
Form Factor 1	SBS J13	6	12	12	12	6.89	175	3.27	83.0	5.08	129	11.5	5.20	957	13.0	M6 F	0.18	0.68	1.95	0.88	0.05	0.19	0.77	0.35	8.11	3.68
	SBS J16	6	12	15	15	7.13	181	2.99	76.0	6.57	167	14.8	6.70	1111	11.0	M6 F	0.23	0.87	2.49	1.13	0.06	0.25	0.99	0.45	11.0	5.00
	SBS J30	6	12	26	26	6.54	166	6.89	175	4.92	125	26.0	11.8	1766	7.00	M6 F	0.39	1.48	4.22	1.92	0.11	0.42	1.68	0.76	18.1	8.19
	SBS J40	6	12	39	39	7.76	197	6.50	165	6.69	170	35.1	15.9	2400	5.20	M6 F	0.61	2.31	6.61	3.00	0.17	0.65	2.62	1.19	27.6	12.5
	SBS J70	6	12	64	64	13.0	329	6.54	166	6.85	174	60.8	27.6	3500	3.50	M6 F	0.98	3.71	10.6	4.81	0.28	1.04	4.21	1.90	44.4	20.2
Form Factor 3	SBS B8*	6	12	31	31	11.0	280	3.82	97.0	6.26	159	22.7	10.3	1270	10.0	M8 F	0.37	1.42	4.05	1.84	0.11	0.40	1.61	0.73	15.6	7.08
	SBS B10*	6	12	38	38	11.0	280	3.82	97.0	7.24	184	28.2	12.8	1390	9.00	M8 F	0.48	1.80	5.15	2.34	0.13	0.51	2.04	0.93	17.7	8.03
	SBS B14*	6	12	62	62	11.0	280	3.82	97.0	10.4	264	42.1	19.1	1800	7.00	M8 F	0.78	2.95	8.45	3.83	0.22	0.83	3.35	1.52	29.6	13.4
	SBS C11*	6	12	91	92	15.6	395	4.13	105	10.1	256	61.7	28.0	2300	5.50	M8 F	1.28	4.85	13.9	6.29	0.36	1.36	5.50	2.49	43.3	19.7
	SBS 100*	6	12	100	100	15.6	395	4.25	108	11.3	287	71.9	32.6	2210	5.60	M8 F	1.34	5.09	14.6	6.60	0.38	1.43	5.77	2.62	49.7	22.6
SBS145*	6	12	145	145	16.9	429	6.77	172	9.37	238	105	47.6	4100	3.00	M8 F	2.21	8.37	23.9	10.9	0.62	2.35	9.49	4.31	79.5	36.1	

*NEBS™ Compliant GR63-Core

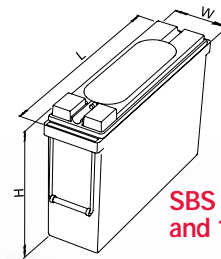
**Resistance values are for reference only and not intended to represent an Ohmic Value or Baseline measurement



SBS 8 to 60,
J13 to 70
(Form Factor 1)



SBS 110 to 390
(Form Factor 2)



SBS B, C, 100 and 145
(Form Factor 3)



www.enersys.com

EnerSys World Headquarters 2366 Bernville Road, Reading, PA 19605, USA Tel: +1-610-208-1991 / +1-800-538-3627
 EnerSys EMEA EH Europe GmbH, Löwenstrasse 32, 8001 Zurich, Switzerland Tel: +41 44 215 7410
 EnerSys Asia 152 Beach Road, Gateway East Building #11-03, Singapore 189721 Tel: +65 6508 1780

© 2016 EnerSys. All rights reserved.

Trademarks and logos are the property of EnerSys and its affiliates, except NEBS and Telcordia, which are not the property of EnerSys. Subject to revisions without prior notice. E.&O.E.

Publication No: US-SBS-RS-AB November 2016